

Industrial Automation Using IoT

¹Akash Deo, ¹Ankit Vijayvargia, ²Ashok Kumar, ²Bhavishya Kumar Garg, ²Kuldeep Singh, ²Lokesh Kumar Avasthi

¹Assistant Professor, Department of Electrical Engineering, Swami Keshvanand Institute of Technology, Management and Gramothan [SKIT] Jaipur

²Student, Department of Electrical Engineering, Swami Keshvanand Institute of Technology, Management and Gramothan-[SKIT] Jaipur
²ak283260@gmail.com

Abstract

With headway of Automation innovation, life is getting less difficult and less demanding in all angles. Currently Automatic frameworks are being favored over manual framework. With the quick increment in the quantity of clients of web over the previous decade has made Internet an integral part of life, and IoT is the most recent and developing web innovation. Web of things is a developing system of regular question from modern machine to customer merchandise that

can share data and finish undertakings while you are occupied with different exercises. Remote Home Automation system(RHAS) utilizing IoT as a framework that utilizes PCs or cell phones to control essential home capacities and highlights naturally through web from anyplace around the globe, a robotized home is now and then called a brilliant home. It is intended to spare the electric power and human vitality. The home mechanization framework contrasts from other framework by enabling the client to work the framework from anyplace around the globe through web association.

1. Introduction

Kevin Ashton founded internet of things in 1999. The term Internet of Things (IoT) alludes to empowering association among the gadgets through web to send as well as get information. IoT engages the client to control the items or Sensors from remote areas and monitor gadgets in the nonappearance of the client. IoT has improved security and has given a superior control of things to the client. Gadget Inserted with security codes and sending sends on getting to the gadget to the client has made gadgets more secure. Smart access control over web has given a superior control to the client for getting to the gadget. Client can screen gadget from any area and even control them from remotelocation(s). The utilization of middleware contributes towards the change of security in IoT gadgets.

Robotization is one of the increasing need with in enterprises and in addition for domestic applications. Automation lessens the human efforts by supplanting the human efforts by framework that are self-worked.

Inside ventures the different perilous gas are being prepared, henceforth to give security to those utilize working inside those industries, it progresses toward becoming imperative issue to chip away at their security, If spillage of gas happens then these framework alarms by turning ON alarm which tells the businesses.

This framework likewise encourages us take some pivotal choice from any purpose of the world inside web network. Wi-Fi shield is being utilized to go about as administration point amongst arrange and associating system.

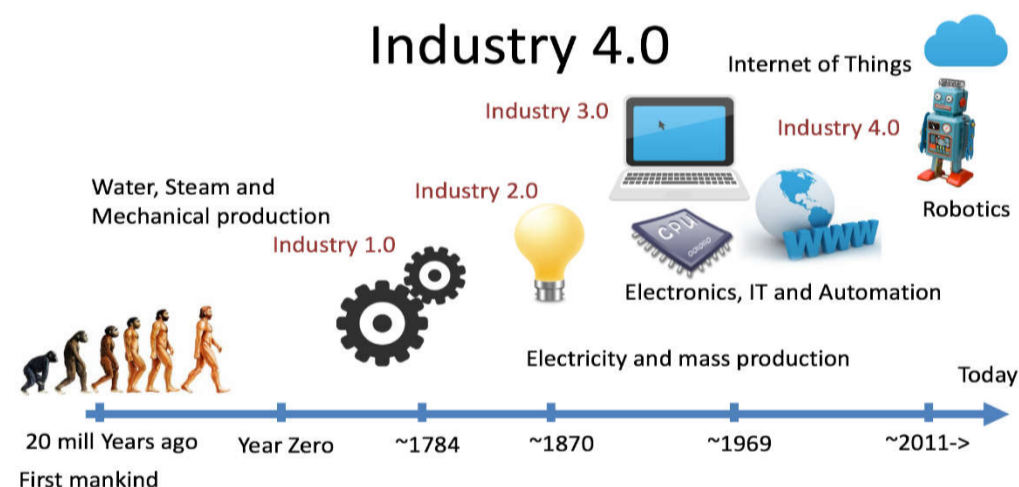


Fig. 1: Variation of Industrial Automation with time

2. Objectives

- To use the concept of IoT to make an efficient industrial appliances/machines over the Wi-Fi, thus automating modern industries. To scheme and design the Automaton System using microcontroller.
- To increase the Accuracy

3. Description of Project Elements

- **Relay driver IC:** -The **ULN2803A** device is an 18 pin IC with 50 V, 500 mA Darlington transistor array. The device consists of eight NPN Darlington pairs that feature high-voltage outputs with common-cathode clamp diodes for switching inductive loads. The collector-current rating of each Darlington pair is 500 mA. The Darlington pairs can be connected in parallel for higher current capability.
- **Op-Amp IC:** -The **LM358** is a low power double operational amplifier coordinated circuit initially presented by National Semiconductor. It is used as a part of detector circuits. The condensing LM358 shows a 8-pins incorporated circuit, containing two operational enhancers at low power. The LM358 is intended for general use as amplifiers, high-pass filters, low band pass filters, and analog adders.
- **Light Sensor:** -LDR (Light Dependent Resistor) is use to sense the intensity of light and sends signal to the Op-Amp IC.

- **Temperature Sensor:** -For detecting the temperature of surrounding.
- **Voltage Regulator:** -The L7805CV is a 5V Voltage Regulator that restricts the voltage output to 5V and draws 5V regulated power supply.
- **Wi-Fi Module:** -NodeMCU Dev Board is based on widely explored esp8266 System on Chip from Expressif. It combined features of WIFI accesspoint and station + microcontroller and uses simple LUA based programming language.



Fig. 2: NodeMCU ESP8266

- **Microcontroller:** - The Microcontroller is made with a variety of peripherals like input & output units, memory, Timers, serial data communications, programmable.
- **Potentiometer:** -It is a three-terminal resistor with a sliding or rotating contact that forms an adjustable voltage divider. If only two terminals are used, one end and the wiper, it acts as a variable resistor or rheostat.
- **Relays:** -A relayswitch one or more poles, each of whose contacts can be thrown by energizing the coil. Normally open (NO) contacts connect the circuit when the **relay** is activated; the circuit is disconnected when the relay is inactive.

4. Overview of System

In this modern era time of computerization and propelled processing utilizing IoT with Artificial Intelligence offer promising arrangements towards the robotization of Industry. So as to comprehend the improvement of IoT in enterprises, this paper surveys the momentum research of IoT, key empowering innovations, major IoT applications in businesses, and distinguishes inquire about patterns and difficulties. The Internet of Things enables items to be detected and controlled remotely crosswise over existing system foundation. As below figure shows the overall working of IoT as we have only used its some part of it with 2 sensors and manually Wi-Fi user interface and automatic controlling.

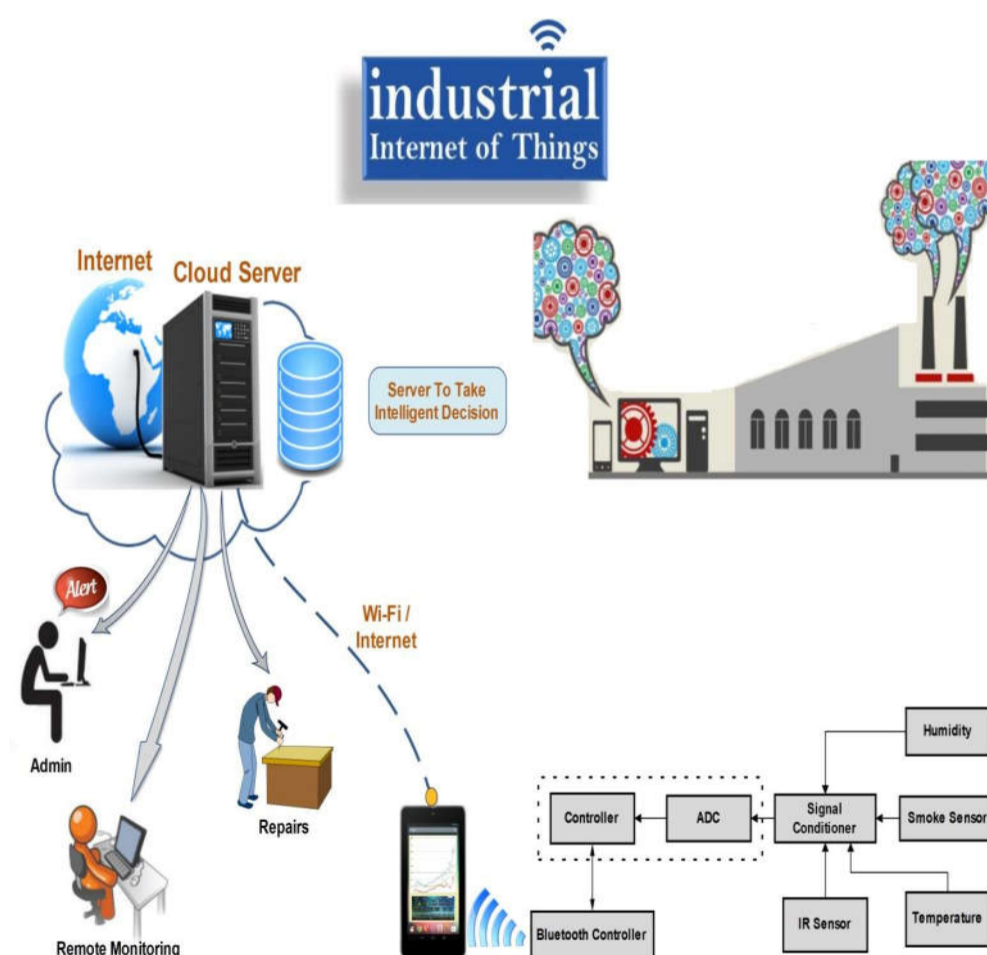


Fig. 3: Basic Architecture

Sensors (Temperature sensor, Light Sensor) are utilized to percept the earth and protest conditions. Simple flag are given to android gadget created by sensors. Administrator set limit to each sensor put in Industry. Android check this limit against approaching simple flag.




Fig. 4: Actual Project Module

5. Graph of LDR (b/w Resistance and LUX)

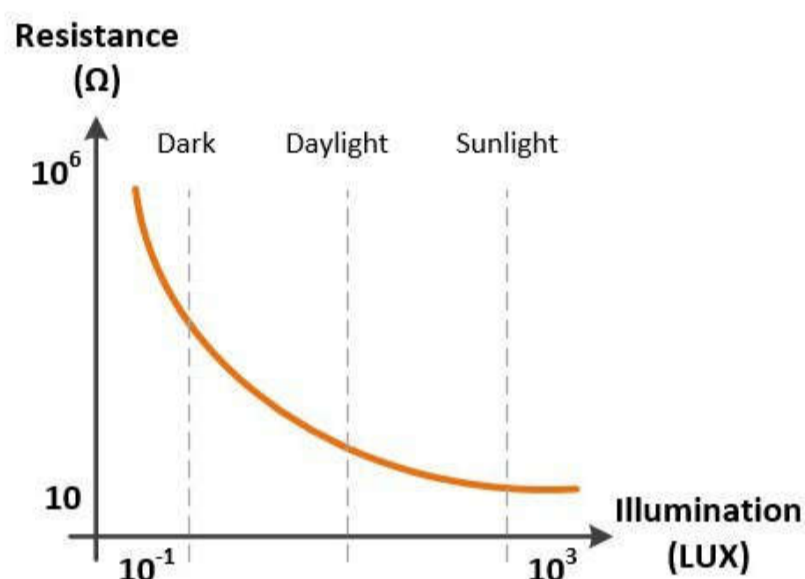


Fig. 5: Graph of LDR around whole day

Inference: The graph shows that the variation of resistance with respect to different light illumination in LUX. It depicts that high intensity light depicts less resistance and vice versa.

6. Graph of Temperature Sensor LM35(b/w Voltage and Temperature)

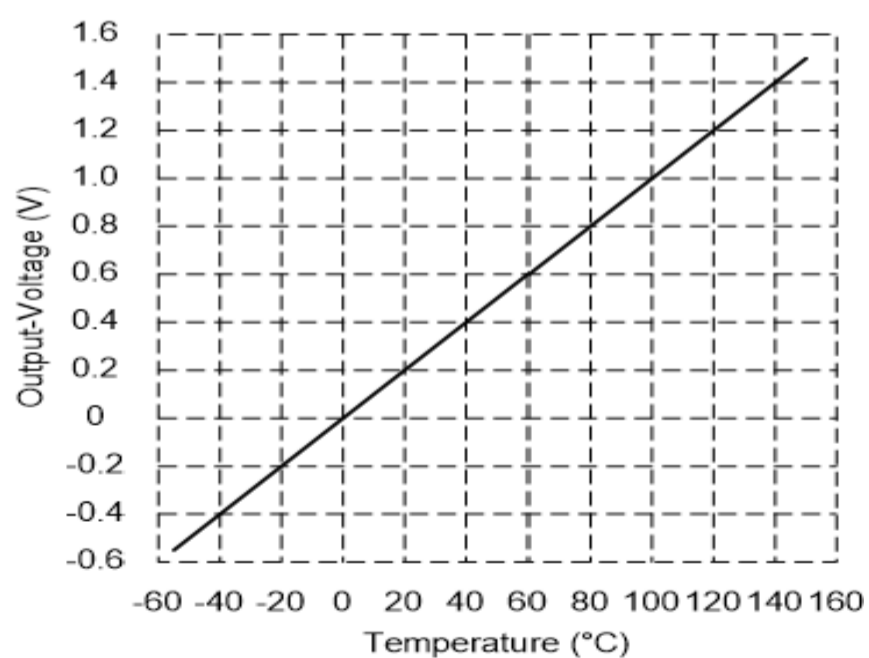


Fig. 6: Plot b/w Voltage and Temperature

Inference: The plot shows Voltage variation with respect to Temperature. It shows that LM35 temperature sensor has 10mV perdegreeCelsius . By which it has linear graph.

7. Result and Consideration

After the successful connection to the Wi-Fi, the data of sensor are sent over the Wi-Fi for monitoring of the system. The figure 6 shows the Blynk app page which will allow us to monitor and control the system. By entering the Wi-Fi SSID name with password and authentication ID we can access the Wi-Fi module which is connect in the system. As by using the authentication ID it becomes more secure no one easily access other than the person with the authentication ID. It also gives the status of the various electrical appliances like light, fan etc. which we can control remotely.

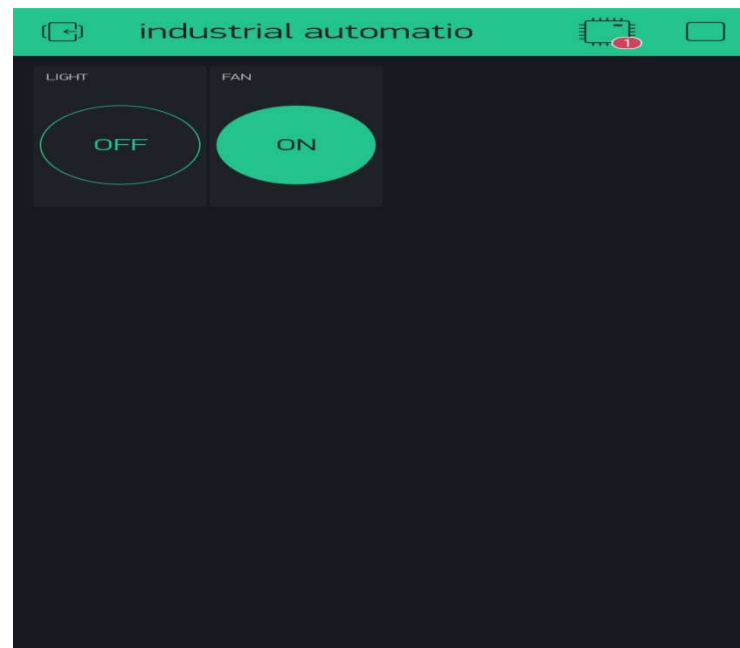


Fig. 7Blynk mobile Application

As for the result we measure temperature by using multimeter we check the voltage across the temperature sensor LM35 in this temperature sensor it is 10mV/Celsius, as if we use the temperature LM34 there is 10mV/Fahrenheit. For checking the illumination of LDR we use resistance for converting to LUX which is the unit of illumination.

8. Conclusion

We are building up a modern application utilizing web of things innovation. We mean to give an application to observing modern machine. We intend to fill in as an productive spine for accomplishing a system of sensors and actuators which can help for enhancing the exhibitions of the everyday devices/exercises for industry utilize.

9. Future Scope

New technology directions

Industrial automation can and will generate explosive growth with technology related to new inflection points: nanotechnology and Nano scale assembly systems; MEMS and nanotech sensors (tiny, low-power, low-cost sensors) which can measure everything and anything; and the pervasive Internet, machine to machine (M2M) networking.

Real-time systems will give way to complex adaptive systems and multi-processing. The future belongs to nanotech, wireless everything, and complex adaptive systems.

Major new software applications will be in wireless sensors and distributed peer-to-peer networks – tiny operating systems in wireless sensor nodes, and the software that allows nodes to communicate with each other as a larger complex adaptive system. That is the wave of the future.

The fully-automated factory

Automated factories and processes are too expensive to be rebuilt for every modification and design change – so they have to be highly configurable and flexible. To successfully reconfigure an entire production line or process requires direct access to most of its control elements – switches, valves, motors and drives – down to a fine level of detail.

The vision of fully automated factories has already existed for some time now, intelligent robots and sophisticated machines smoothly and rapidly fabricate a variety of customized products on demand.

Communications support of a very high order is now available for automated processes: lots of sensors, very fast networks, quality diagnostic software and flexible interfaces .

The large, centralized production plant is a thing of the past. The factory of the future will be small, movable (to where the resources are, and where the customers are).

10. References:

- [1] AshwiniDeshpande, PrajaktaPitale, SangitaSanap“ Industrial Automation using Internet of Things (IOT)” (IJARCET) Volume 5 Issue 2, February 2016.
- [2]Rajeev Piyare and Seong Ro Lee` Smart Home-Control and Monitoring System Using Smart Phone ` ICCA 2013, ASTL Vol. 24, pp. 83 - 86, 2013 © SERSC 2013
- [3] Ala Al-Fuqaha, Mohsen Guizani, Mehdi Mohammadi, Mohammed Aledhari, MoussaAyyash, “Internet of Things: A Survey on Enabling” IEEE Communications Surveys & Tutorials 2015 IEEE.
- [4] “International Journal of Advanced Research in Computer Science and Software Engineering”.
- [5]AymanSleman and Reinhard Moeller ``Integration of Wireless Sensor Network Services into other Home and Industrial networks "IEEE paper
- [6] Li Da Zu” Internet of Things in industries: A Survey” IEEE transaction on Industrial on Industrial informatica, vol,no, November 2014
- [7] Elisha Colmenar, Fadi Al-Turjman, Mohammad Biglarbegan, “Data Delivery and Gathering in IoT Applications” 13 Annual IEEE workshop on wireless local network.2014 IEEE.
- [8] Andrea Zanella, Lorenzo Vangelista, “Internet of Things for Smart Cities” IEEE Internet of Things Journal, vol. 1, no. 1, February 2014.